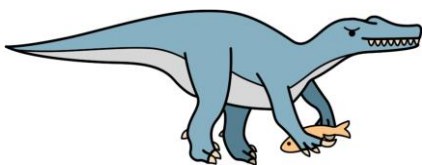


*Dinosaur
editing
activity*



Thank you for downloading my free editing activity! I created this to use as a high interest low level literacy activity. This was hit, especially with the boys, in my literacy rotations. If you enjoyed using these leave me a comment and I will upload some other levelled versions of this activity.

How To: Print, cut and laminate the editing cards.

I use these during literacy rotations. I would have a teacher aide or parent helper assist with this activity (they struggle with pronunciation and some vocabulary otherwise). Students read through the card. They then use a whiteboard marker to make editing marks on the card. I have the students check their editing with the teacher aide or parent. They then rewrite the card with the correct punctuation!

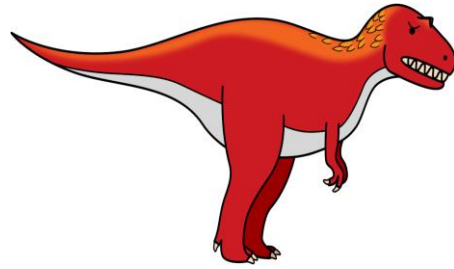
The Frames: The 3am teacher

Font: Education Queensland Beginners Font

Dinosaur Clipart: BioArt

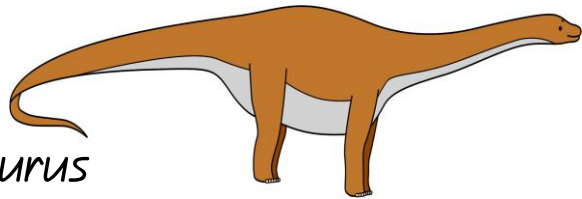
Punctuation Card 1: Edit this passage using whiteboard markers, adding capitals and full stops. Rewrite the edited passage in your book.

the albertosaurus was nine meters long they had two blunt horns near their eyes




Punctuation Card 2: Edit this passage using whiteboard markers, adding capitals and full stops. Rewrite the edited passage in your book.

the apatosaurus was originally called the brontosaurus it was a plant eating dinosaur



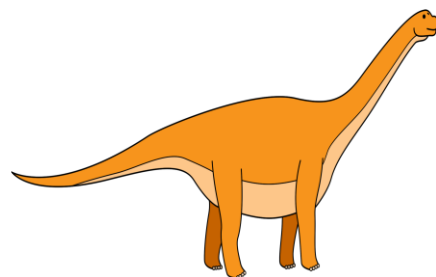
Punctuation Card 3: Edit this passage using whiteboard markers, adding capitals and full stops. Rewrite the edited passage in your book.

the baryonyx lived near water it had one very large claw to use as protection from predators




Punctuation Card 4: Edit this passage using whiteboard markers, adding capitals and full stops. Rewrite the edited passage in your book.

camarasaurus' bones were filled with air chambers it was a herbivore




Punctuation Card 5: Edit this passage using whiteboard markers, adding capitals and full stops. Rewrite the edited passage in your book.

dilophosaurus' were one of the first
meat-eating dinosaurs it had two
thin ridges that grew over each eye




Punctuation Card 6: Edit this passage using whiteboard markers, adding capitals and full stops. Rewrite the edited passage in your book.

an ichthyosaur lived in water it
looks similar to a dolphin
combined with a fish




Punctuation Card 7: Edit this passage using whiteboard markers, adding capitals and full stops. Rewrite the edited passage in your book.

iguanodons have a thin small skull
and a long tail they are herbivores



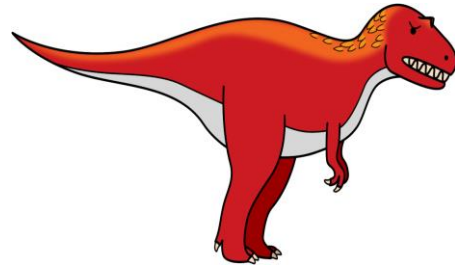
Punctuation Card 8: Edit this passage using whiteboard markers, adding capitals and full stops. Rewrite the edited passage in your book.

torosaurus' are one of the largest
horned dinosaurs that ever lived
their neck frill was not made from solid bone



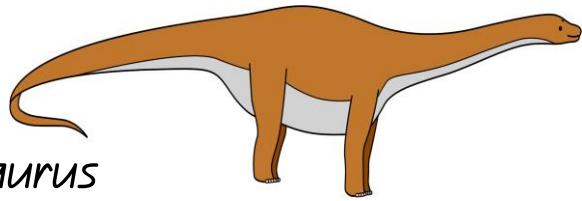
Punctuation Card 1: Answers

The **A**lbertosaurus was nine meters long. **T**hey had two blunt horns near their eyes.



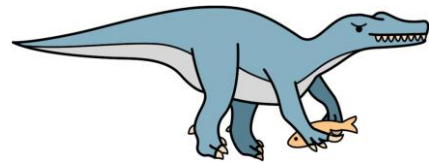
Punctuation Card 2: Answers

The **A**patosaurus was originally called the **B**rontosaurus it was a plant eating dinosaur



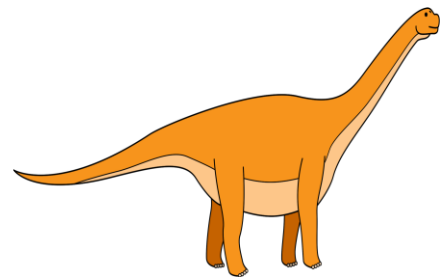
Punctuation Card 3: Answers

The **B**aryonyx lived near water. **I**t had one very large claw to use as protection from predators.




Punctuation Card 4: Answers

Camarasaurus' bones were filled with air chambers. **I**t was a herbivore.



Punctuation Card 5: Answers

Dilophosaurus' were one of the first meat-eating dinosaurs. It had two thin ridges that grew over each eye.




Punctuation Card 6: Answers

An *Ichthyosaur* lived in water. It looks similar to a dolphin combined with a fish.



Punctuation Card 7: Answers


Iguanodons have a thin small skull and a long tail. They are herbivores.



Punctuation Card 8: Answers

Torosaurus' are one of the largest horned dinosaurs that ever lived.

Their neck frill was not made from solid bone.



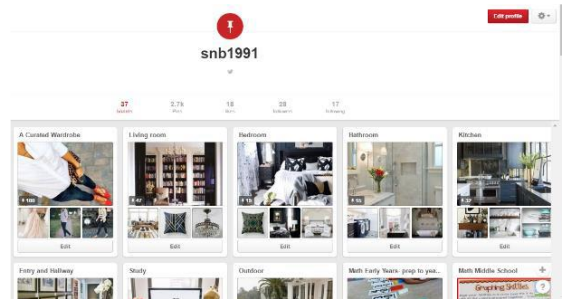
Thank You!

If you have questions, comments, or problems with this editing activity please contact me by email at anaustralianteachercalledmissb@gmail.com

You can visit my social media accounts for more ideas and activities:



Instagram



If you liked this activity please check my Teachers Pay Teachers account!

I have a range of [numeracy warm ups](#) for counting forwards, counting backwards, skip counting, multiplication, and more!

There is also a levelled [Year 2 Daily Math Facts](#) for your advanced learners!

